

01

Match the following plants to their features by drawing a line across.




My stem is soft and weak
and I need support to climb.



I have thick and woody stem
called trunk.



I am a small plant with woody
stems.



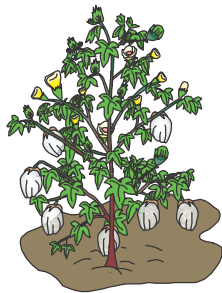

My stem is soft. I give a nice
flavour to a dish being prepared.



I grow along the ground.

02 Do you know who am I ? Let us see how much you know about me.
Read and write the correct answer.

I am a big plant. I have hard and strong stem. Am I a tree or shrub ?



I am a small plant. I have hard branches that grow close to the ground. Am I a herb or a shrub ?

I am a small plant. I have soft stems. Am I a herb or shrub ?



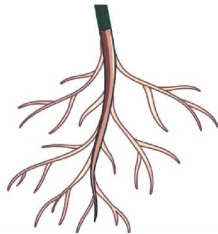
I am a weak plant. I cannot stand straight on my own. I need somebody's support. Am I a climber or a tree ?

03

This exercise checks that you understand the scientific words used in this unit. Use these words in sentences. The first one has been done for you.

WATER

Plants need water to grow




ROOTS

Blank arrow-shaped box for writing a sentence.

STEM

Blank arrow-shaped box for writing a sentence.



LEAVES

Blank arrow-shaped box for writing a sentence.

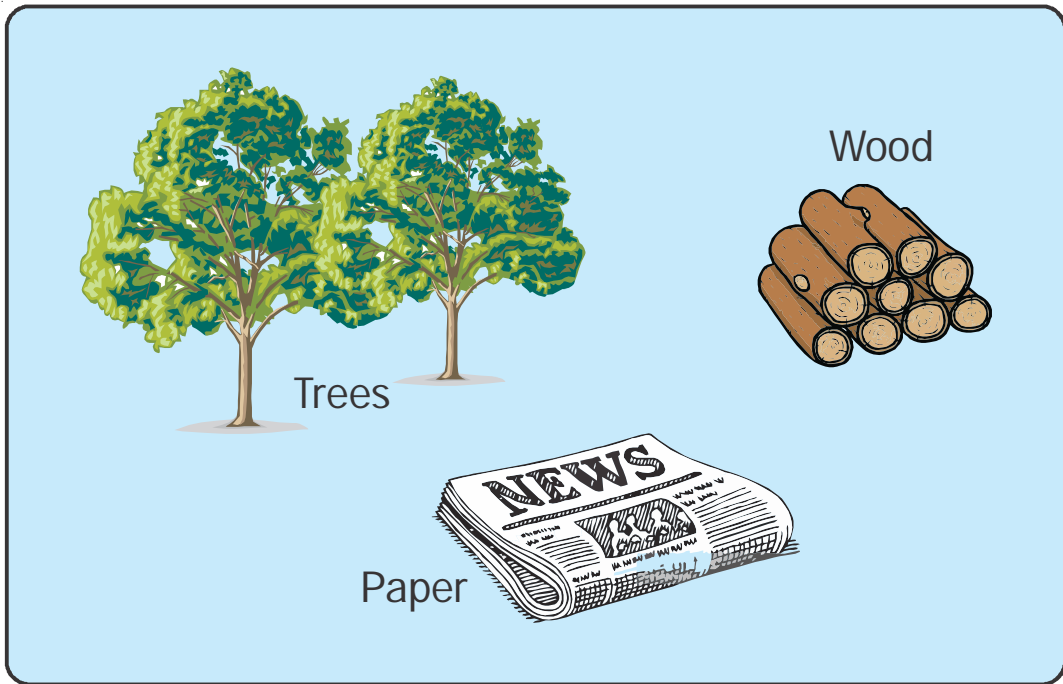
FLOWERS

Blank arrow-shaped box for writing a sentence.

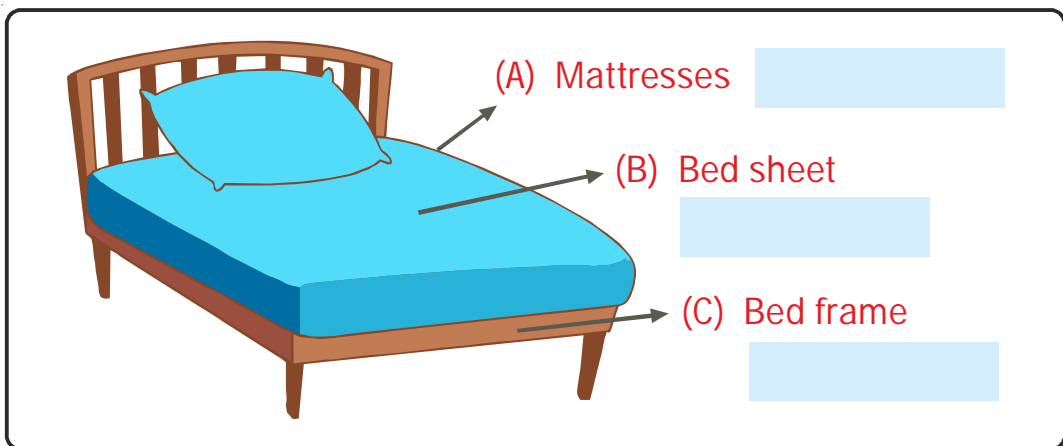


04

A) Draw arrows to link the three pictures shown below.



B) Name the materials used to make the different parts.



05

Give one word.

1. Plants that have thick, brown and woody trunk
2. Plants that have thorns and usually grow in deserts.
3. Plants that have a thin, hard and woody stem.
4. Plants that are short and have short stems
5. Weak plants that need support of other plants or sticks to grow
6. Weak plants that grow along the ground
7. Part of a plant that gives support and takes water and minerals for the plant
8. Main body of a plant that carries water and food to all parts of the plant
9. Part that makes food for the plant. It is mostly green in colour.
10. Seeds of plants that we eat