

BIRDS


01 Feathers of most birds are important accessory organs required for flying. Flying allows them to move from one place to another, escape from danger and look for food.



- a) If you have held a feather before, you will realise that it feels almost weightless. Why is this feature important to a bird that flies ?
- b) Ostriches and emus have feathers but they cannot fly. Instead, they have strong legs which allows them to run fast. Explain why these birds cannot fly although they have wings and feathers.

- (a) The light feathers do not add much weight to the bird so it does not need to spend much more energy trying to lift itself while flying.
- (b) They are too heavy and their wings are too weak to allow them to fly.

02 Birds are the only animals on the earth whose bodies are covered with feathers.







1. Birds fly with the help of **wings**.
2. To fly, a bird flaps its wings both in the upward and downward directions. These strokes are called **upstroke** and **downstroke**.
3. The **tail** feathers are used for steering, slowing down and changing the direction.
4. Feathers that cover the body of a bird and keep it warm are called **down** feathers.
5. Muscles that attach the wings to the breast bone of a bird are called **flight** muscles.

BIRDS

03

Match the bird with the food it eats.

Animals		Food they eat	
A	 Parrot	1	Tiny water animals
B	 Eagle	2	Fruits
C	 Sparrow	3	Flesh of animals
D	 Duck	4	Nuts and grains
(A) : 2		(B) : 3	
(C) : 4		(D) : 1	

(a) Give two examples of flesh-eating birds.

Eagle

Crow

(b) Give two examples of insect-eating birds.

Woodpecker

Swallow

BIRDS

04 Match the bird to the way its body helps it to live in its environment. The first one has been done for you.

Webbed feet for swimming

Lots of fat under the skin to keep body warm

Long beak for getting nectar out of flowers

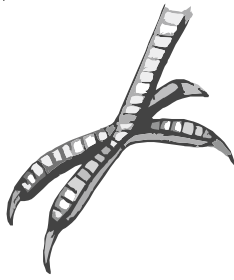
Long beak that allows it to shovel small fish from mud and water

Skull shape allows eyes to see in front and below

BIRDS

05

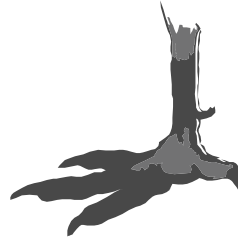
- I. Given are pictures of some feet of birds. Identify the feet from the following description and write the matching number in the given boxes.



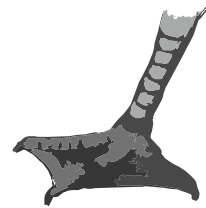
2



3



4



1

1. Feet that help the bird to swim.
 2. Feet that help the bird to climb trees and to cling on them.
 3. Feet that help the bird to catch and hold its prey.
 4. Feet that help the bird to hold the branch of a tree firmly.
- II. Give three uses of claws to the birds.

(a)

To catch food or prey

(b)

To grasp or hold branches

(c)

To climb